

VIDEO CONFERENCING FOR LAWYERS

YOU NEED TO KNOW THIS

Efforts of the Judiciary

On 15th April 2020, the Hon'ble Supreme Court of India issued a Standard Operating Procedure (SOP) for video conference hearings. Here are some of the best practices to ensure a hassle-free experience.

Arrangements



Stable and fast internet connection (At least 2Mbps / 4G connection)



Use Computers or Tablets over mobile phones



Ensure other devices are not consuming bandwidth



Test camera, screen, mic and speaker volume



Proper lighting and professional background




Keep case documents, citations and notepad handy




Avoid interruptions (noise-free and phone on silent)

**Limit oral arguments.
Give written submissions.**

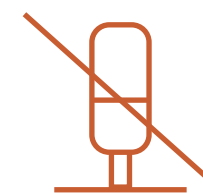
Suggested by Justice Madan B. Lokur



Etiquettes



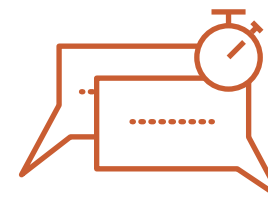
Maintain Courtroom decorum



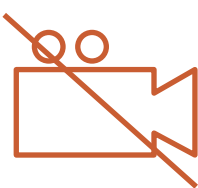
Mute yourself when not speaking



Wait patiently for the Judge(s) to appear



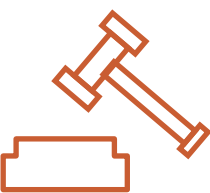
Beware of the time-lag to avoid voice overlap



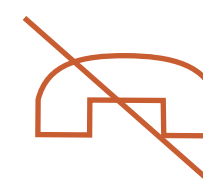
Do not record the proceedings



Raise a hand to seek permission to interject



Begin submissions after Judge instructs



End the call after the Judge concludes the hearing

Sources

1. Order passed by the Hon'ble Supreme Court of India in *Suo Moto Writ (Civil) No. 5/2020*, dated 06.04.2020
2. Standard Operating Procedure for Ld. Advocate/Party-in-person for Mentioning, Filing and Video Conferencing Hearing (15.04.2020)
3. Seoul Protocol on Video Conferencing in International Arbitration (18.03.2020)
4. Webinar on Justice in a Pandemic - Vol. 2 - Towards Digital Courts (Hosted by Agami on 08.04.2020)